



### District Report Card: 2017


<b>State:</b> Odisha	<b>District:</b> Bhadrak
<b>Class:</b> 5	<b>Subject:</b> Language
<b>Schools:</b> 61	<b>Students:</b> 1066


### Participation/Coverage


#### Students

<div>GENDER</div> <div></div>	Boys			Girls			
	Number		%	Number		%	
	534		50.09	532		49.91	

<div>AREA</div> <div></div>	Rural			Urban			
	Number		%	Number		%	
	944		88.56	122		11.44	

<div>CATEGORY</div> <div></div>	SC		ST		OBC		GEN	
	Number	%	Number	%	Number	%	Number	%
	319	29.92	27	2.53	485	45.50	235	22.05

<div>CWSN</div> <div></div>	LD	VI	HI	S&LD	ID	Oth
	2	3	2	1	2	2

<div>Management</div> <div></div>	Government			Government-aided		
	Number		%	Number		%
	1066		100.00	0		0.00

### Average Performance of Students in Language (%)

Overall	Gender		Area		Management		Social Group			
	Male	Female	Rural	Urban	Govt.	Aided	SC	ST	OBC	GEN
53.47	52.10	54.85	53.43	53.77	53.47	0.00	53.02	40.25	53.90	54.72

## Performance on Learning Outcomes (LOs)

Learning Outcomes	Description	Average Performance(%)
L504	Reads and comprehends independently storybooks, news items/ headlines, advertisements etc.	48.84
L508	Reads text with comprehension, locates details and sequence of events	55.79

Range of Performance of Students who Answered Correctly							
Below 30%		30% - 50%		50% - 75%		Above 75%	
Number	%	Number	%	Number	%	Number	%
179	16.79	293	27.49	420	39.40	174	16.32

### Lowest Performing Learning Outcomes (LOs)

- 1 - Reads and comprehends independently storybooks, news items/ headlines, advertisements etc. (48.84)
- 2 - Reads text with comprehension, locates details and sequence of events (55.79)